

Teplice II

ctp

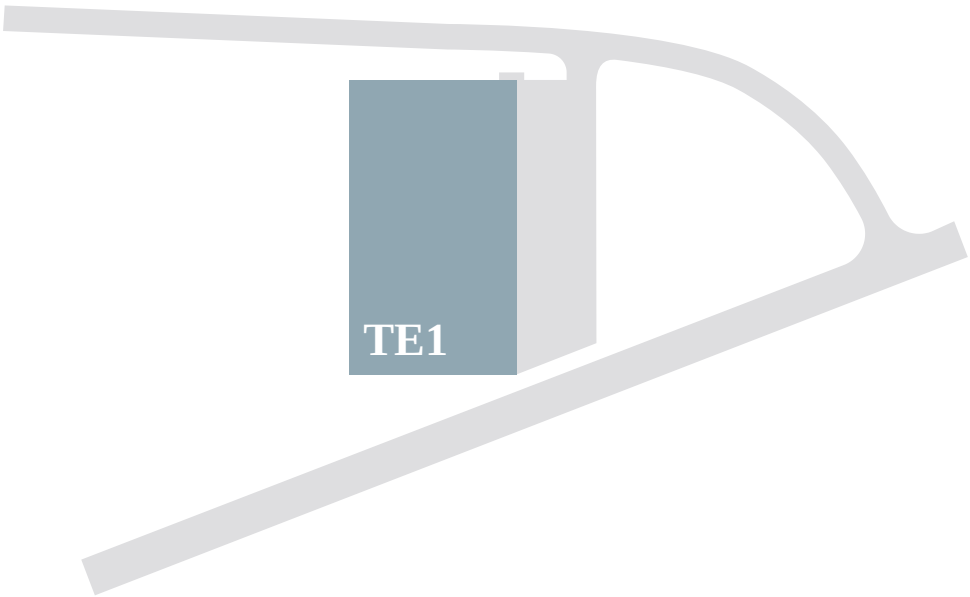
CZ




REGIONAL BENEFITS
.....

LOCAL ACCESS
.....

PARK FEATURES

- ▶ Available skilled labour
- ▶ German border – 20 km
- ▶ Ideal for pan-European transport
- ▶ High-tech manufacturing base



-  Built available
-  Planned
-  Built occupied



KEY PARK DATA
.....

CTPark Teplice II

AVAILABLE NOW

0 sqm

DEVELOPMENT OPPORTUNITY

0 sqm

BUILT-UP AREA

6,615 sqm

TOTAL AREA

1.25 ha

CTPARK Network

WHERE YOU NEED TO BE

10 countries

TRACK RECORD OF SUCCESS

10.9 million sqm
GLA

SPACE FOR YOU TO GROW

20.7 million sqm
landbank

LONG TERM PARTNER

>1,000 clients



Michal Přib

Senior Business Developer, Czech Republic

+420 778 734 734
michal.prib@ctp.eu
ctp.eu

CONTACT ME